

Building Light Control

Multi sensor [motion + daylight]



Product sheet

Wirelessly control any make or type of luminaire

The Mymesh MultiSensor is a product from the Building Light Control product suite for wireless lighting control. The MultiSensor is a wireless PIR motion detector and light sensor with a lifetime battery and can easily be mounted on any ceiling or wall.

The MultiSensor enables you to control (switch/dim) a group of lighting fixtures equipped with the Building Light Controller based on motion or illuminance.

All Building Light Control devices automatically form an ad-hoc wireless mesh network, that is called Mymesh. The Mymesh network is robust, self-organizing and self-healing. For reliable data communication, the Mymesh network uses the 2.4GHz ISM band. The MultiSensor is fitted with an internal antenna providing enough reach for most indoor office and factory lighting applications.

Technical summary

The PIR motion detector senses the motion of persons within its detection area. The PIR sensor reacts to temperature differences between the ambient temperature and the moving person or object. The ambient light sensor measures the actual lux level at the sensor head. With the Mymesh Commissioning App for iPad, the properties for light control behavior can be set for a group of lighting fixtures.

Order information

BLC.5000.003 BLC MultiSensor
BLC.5510.001 Mounting Bracket 45°

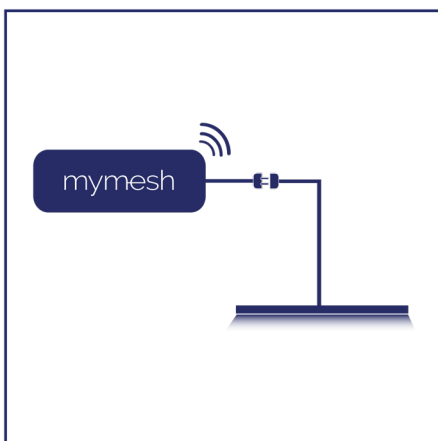
Features

- On-the-fly (re) commissioning with a Mymesh BLE Gateway and Mymesh app for iPad
- Connect to third-party back-office/light management system
- Adjustable delay time for motion detection
- Constant light level control for automatic dimming or intensify a group of Lighting fixtures
- Calibration of the light sensor for indirect measurement to adapt to different installation situations
- An optional mounting bracket of 45° for optimal mounting in every situation


Network features

- Wireless, stand-alone network that is self-organizing and self-healing
- 2.4GHz communication for reliable data transfer
- Secure by design
- Ultra-scalable to > 10.000 fixtures in one network
- Low operational cost

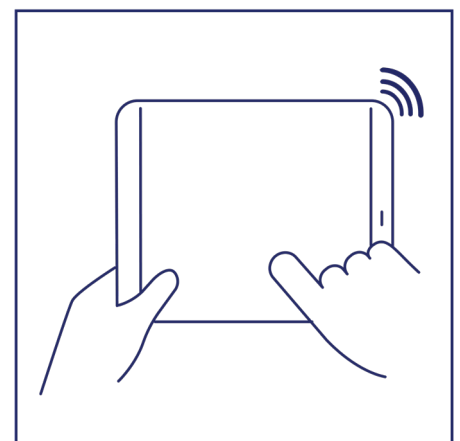
Smart lighting in 3 steps



1. Connect Mymesh to your lights



2. Add sensors and switches



3. Configure the network via the App.

Technical specifications

Light measurement

Type: Light source independent ambient light sensor
 Range: 1 – 65,000 lx

Environment

Operating temperature -20 °C to +45 °C
 Relative humidity 25% to 90%

Protection degree

IP54

Certification

ETSI EN 300 440
 ETSI EN 301 489-01/03
 IEC EN 60950-1:2006
 CE marking

Radio

2.4GHz ISM band (2.400 – 2.4835 GHz)

Mounting

Surface mounting, no wiring
 Same format as traditional wall mount

Power supply

Non replaceable and rechargeable battery
 Estimated battery life 10 years
 under normal conditions 20-25°C

Notifications

Red LED for identification during commissioning

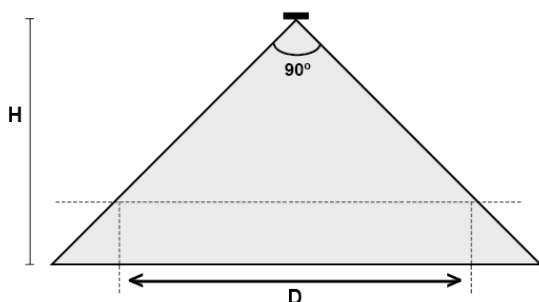
Motion detection

Type: Passive Infrared (PIR) quad type with domed multi-lens
 Range: Horizontal 360°, vertical 90°

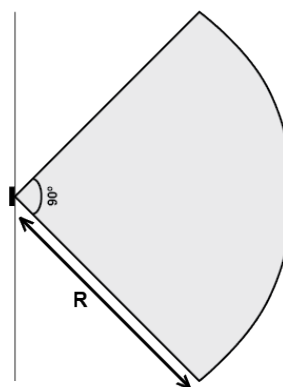
Housing

LxWxH: 80 x 80 x 20 mm
 Material: Plastic
 Weight: 85 gram
 Color: White

Situation	Mounting Scenario	Maximum installation height [H]	Maximum reachable diameter [D]	Detection radius [R]
1	Ceiling Sitting at a workspace height of 80cm	4.5 - 5.0m	7.0 - 8.0m	
2	Ceiling Walking below the detector	5.0 - 6.0m	8.0 - 10.m	
3	Wall Walking across the detector	n/a	n/a	10.0 - 12.0m
4	Wall Walking towards the detector	n/a	n/a	4.0m



Picture 1: Ceiling mounting, vertical cone



Picture 2: Wall mounting, horizontal cone

This product sheet is subject to change.
 V0.4.12

Contact information

<http://chess.nl>
Info@chess.nl
 Tel: +31 (0)23 51 49 149

Visiting address

Chess Wise BV
 Richard Holkade 8A
 2033 PZ HAARLEM
 The Netherlands

Shipping address

Chess Wise BV
 Oorkondelaan 65
 2033 MN Haarlem
 The Netherlands

Trade information

Chamber of commerce: KvK 59280719
 IBAN: NL36RABO 0140 0676 98
 Swift: RABONL2U
 VAT: NL853402723B01