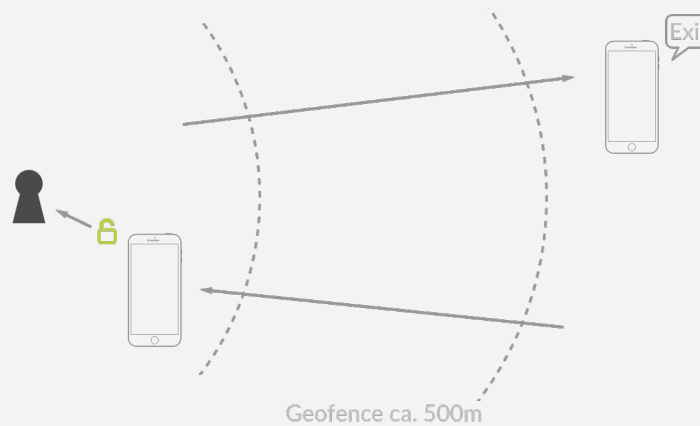


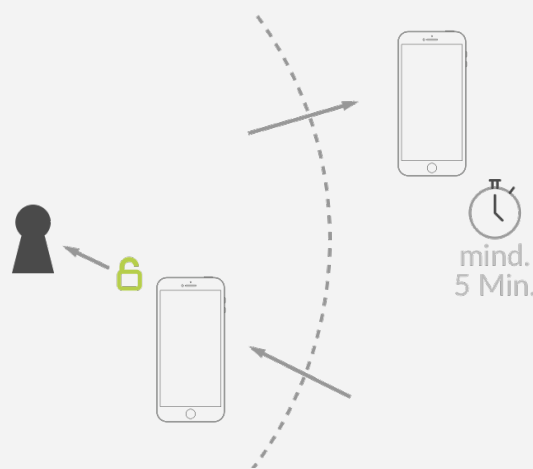
The auto-unlock function unlocks the lock automatically when approaching. This requires the separately available Beacon Bluetooth transmitter (compatible from iPhone 5 and iOS 9.3 and Android 5.0.1 or higher). Please note that Danalock cannot tell if you are approaching the door from the inside or outside. That's why geofence area is needed to ensure that the door opens automatically only once - when you get home.

Auto unlock with geofence:



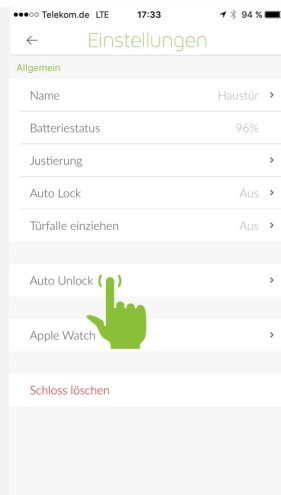
If you activate Geofence in the app, the door will open automatically only if you have left 500 meters from your door and have received the notification "Exit Geofence, Home Name "".

Auto-unlock without geofence:



Without geofence you have to leave the beacon reception area for at least 5 minutes. When you enter the area again, the app will send an opening command.

To enable Auto-Unlock, select a lock and tap the gear.



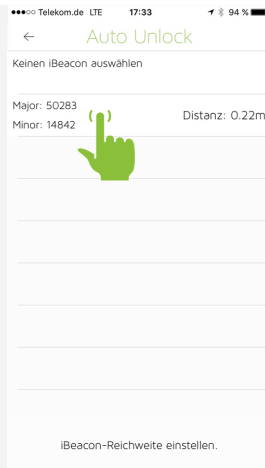
Now tap on "Auto Unlock".



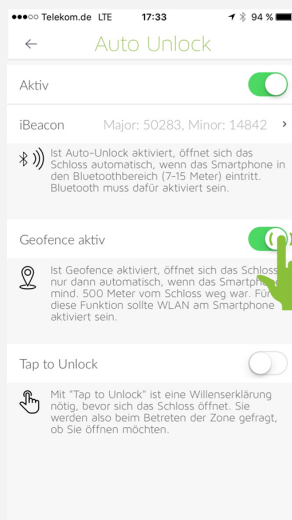
To enable Auto-Unlock for the selected lock, tap the Active button.



You must now select an iBeacon. The iBeacon is an extra Bluetooth antenna that tells the app how far you are from home.



You will now see a list of all iBeacons within easy reach. Hold the smartphone close to the lock and select the top iBeacon.



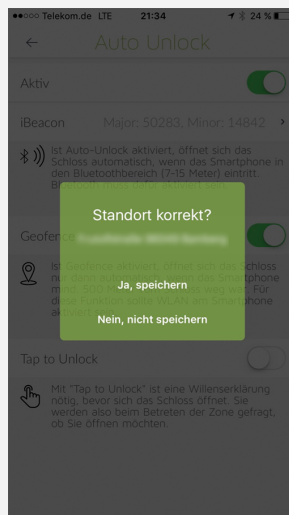
If the geofence setting is active, the lock will open automatically only if the smartphone was at least 500 meters away from the lock. As long as you are within a radius of 500 meters around home, it does not open automatically. For this feature, you should enable Wi-Fi on your smartphone.



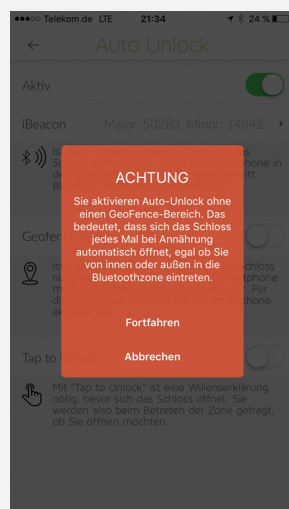
In "Tap to unlock" a declaration of will is necessary before the lock opens. When entering the auto-unlock zone you will be asked if the lock should be opened. You can confirm this interactive notification with "Open".



To save the settings, just go back.



When you enable the geofence setting, the app sets the location of the lock. You must now confirm the address. If the address is not correct, repeat the procedure.



If Geofence is not activated, you will receive a warning because the lock cannot tell from which side you are approaching your door. Without geofence, the door will open each time you come within reach of the iBeacon.