



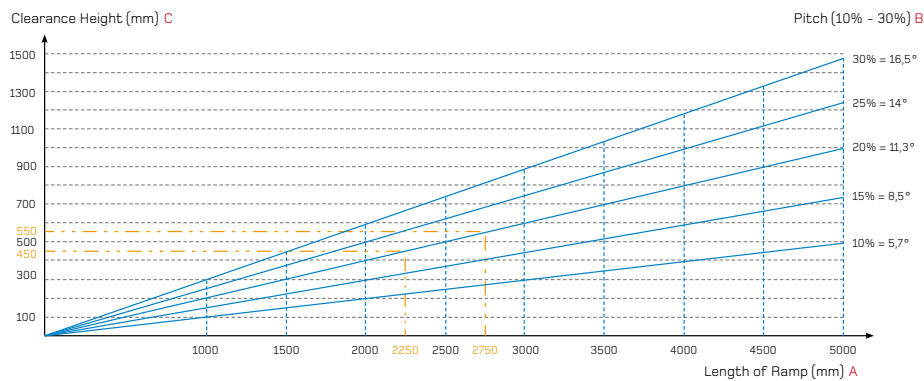
OV100 ramps

- Easy handling and manipulation
- Anti-slip surface
- Length up to 4000mm (157.5")
- Robust EN-AW 6063 T6 aluminium profile
- Industrial, commercial and automotive use
- Wide selection of sizes
- Optional side rails available

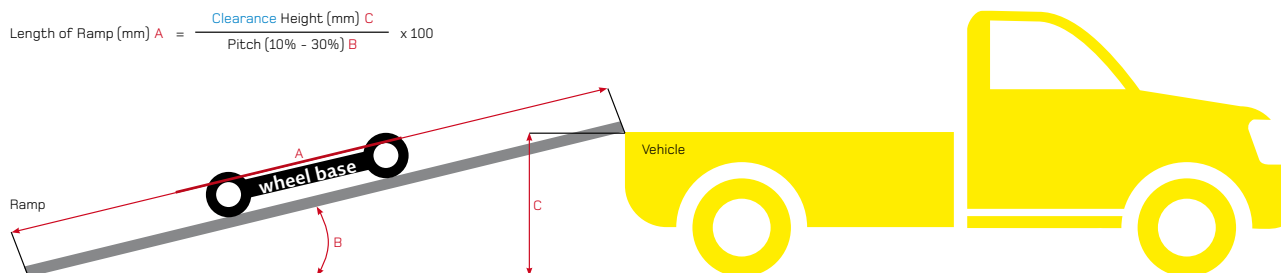


OV100

Heavy loading ramps
Available in 200 - 400 - 600 - 800 - 1000mm (7.87 - 15.75 - 23.62 - 31.50 - 39.37").



$$\text{Length of Ramp (mm) A} = \frac{\text{Clearance Height (mm) C}}{\text{Pitch (10\% - 30\%) B}} \times 100$$



*SWL counted for 1000 mm wheelbase

OV100 Loading ramp

Technical specifications

Code	Length		Width		Height		SWL pair piece*		Weight per ramp	
	mm	in	mm	in	mm	in	kg	lbs	kg	lbs
OV100-200x1500	1500	(59.06)	200	(7.87)	450	(17.72)	855.00	(1881.00)	7.00	(15.40)
OV100-200x2000	2000	(78.74)	200	(7.87)	600	(23.62)	720.00	(1584.00)	10.00	(22)
OV100-200x2500	2500	(98.43)	200	(7.87)	750	(29.53)	655.00	(1441.00)	12.00	(26.40)
OV100-200x3000	3000	(118.11)	200	(7.87)	900	(35.43)	590.00	(1298.00)	14.00	(30.80)
OV100-200x3500	3500	(137.80)	200	(7.87)	1050	(41.34)	485.00	(1067.00)	16.00	(35.20)
OV100-200x4000	4000	(157.48)	200	(7.87)	1200	(47.24)	410.00	(902.00)	18.00	(39.60)
OV100-400x1500	1500	(59.06)	400	(15.75)	450	(17.72)	1790.00	(3938.00)	14.00	(30.80)
OV100-400x2000	2000	(78.74)	400	(15.75)	600	(23.62)	1470.00	(3234.00)	19.00	(41.80)
OV100-400x2500	2500	(98.43)	400	(15.75)	750	(29.53)	1220.00	(2684.00)	23.00	(50.60)
OV100-400x3000	3000	(118.11)	400	(15.75)	900	(35.43)	1120.00	(2464.00)	27.00	(59.40)
OV100-400x3500	3500	(137.80)	400	(15.75)	1050	(41.34)	980.00	(2156.00)	32.00	(70.40)
OV100-400x4000	4000	(157.48)	400	(15.75)	1200	(47.24)	825.00	(1815.00)	36.00	(79.20)
OV100-600x1500	1500	(59.06)	600	(23.62)	450	(17.72)	1890.00	(4158.00)	21.00	(46.20)
OV100-600x2000	2000	(78.74)	600	(23.62)	600	(23.62)	1660.00	(3652.00)	28.00	(61.60)
OV100-600x2500	2500	(98.43)	600	(23.62)	750	(29.53)	1500.00	(3300.00)	34.00	(74.80)
OV100-600x3000	3000	(118.11)	600	(23.62)	900	(35.43)	1415.00	(3113.00)	41.00	(90.20)
OV100-800x1500	1500	(59.06)	800	(31.50)	450	(17.72)	1990.00	(4378.00)	28.00	(61.60)
OV100-800x2000	2000	(78.74)	800	(31.50)	600	(23.62)	1750.00	(3850.00)	37.00	(81.40)
OV100-800x2500	2500	(98.43)	800	(31.50)	750	(29.53)	1500.00	(3300.00)	46.00	(101.20)
OV100-800x3000	3000	(118.11)	800	(31.50)	900	(35.43)	1415.00	(3113.00)	55.00	(121.00)
OV100-1000x1500	1500	(59.06)	1000	(39.37)	450	(17.72)	1990.00	(4378.00)	35.00	(77.00)
OV100-1000x2000	2000	(78.74)	1000	(39.37)	600	(23.62)	1750.00	(3850.00)	46.00	(101.20)
OV100-1000x2500	2500	(98.43)	1000	(39.37)	750	(29.53)	1500.00	(3300.00)	57.00	(125.40)
OV100-1000x3000	3000	(118.11)	1000	(39.37)	900	(35.43)	1415.00	(3113.00)	68.00	(149.60)

*SWL counted for 1000 mm wheelbase