



## GENERAL INFORMATION

MM 900 - 9999 WaterBase 900+ Series is a waterbased base-coat layer in a clear-over-base system. Suitable for passenger cars, touring cars and commercial vehicles. With a complete range of toners which provide you the option to mix the most common OEM colours in the market.

### MIXING RATIO



Thinner is implemented in the colour formulation.

**Custom made formulas add 10% 9-151 WaterBase 900+ Series Thinner or 9-161 WaterBase 900+ Series Thinner Slow.**

### GUN SET UP



	NOZZLE (MM)	AIR PRESSURE (BAR / PSI)
HVLP	1,3	Please see appendix attached
HE	1,3	Please see appendix attached

### APPLICATION



-  
Please see appendix attached.

### FLASH OFF AND DRY TIMES



	AIR DRY 20°C / 68°F	FORCED DRY 60°C / 140°F
Flash off	Until dry	Flash off
Dust free	-	Dust free
Dry to handle	-	Dry to handle
Dry to tape	-	Dry to tape
Dry to sand	-	Dry to sand
Dry to polish	-	Dry to polish



Please see appendix attached.

### SUBSTRATES



MM 900 - 9999 WaterBase 900+ Series should only be applied over well sanded/scuffed and degreased primed bare steel, primed aluminium and primed plastic. Well sanded GRP, OEM primer and old paint systems in good condition.

**Please make sure you choose a suitable primer/surfacer by checking the TDS of the primer/surfacer.**

### POT LIFE AT 20°C / 68°F



6 month

Potlife mentioned is only for ready to spray colours.

### FINISHING MATERIALS



All DeBeer applicable clear coats.

### COMPONENTS



9-151 WaterBase 900+ Series Thinner  
9-161 WaterBase 900+ Series Thinner Slow

### ADDITIVES



9-819 WaterBase Underhood Additive  
59-11 /.../ 59-15 Mysterious Colours

**When adding 59-11 /.../ 59-15 Mysterious Colours shake the small bottle intensively for 2 minutes before use.**

### SURFACE PREPARATION



Pre clean the surface with 9-851 WaterBase 900+ Series Degreaser wipe on and wipe dry. Sand surface with P400 or finer grit abrasive. Remove all sanding debris with compressed air, sanding vacuum and clean with 9-851 WaterBase 900+ Series Degreaser wipe on and wipe dry.



**Mask entire vehicle to eliminate unwanted overspray.**

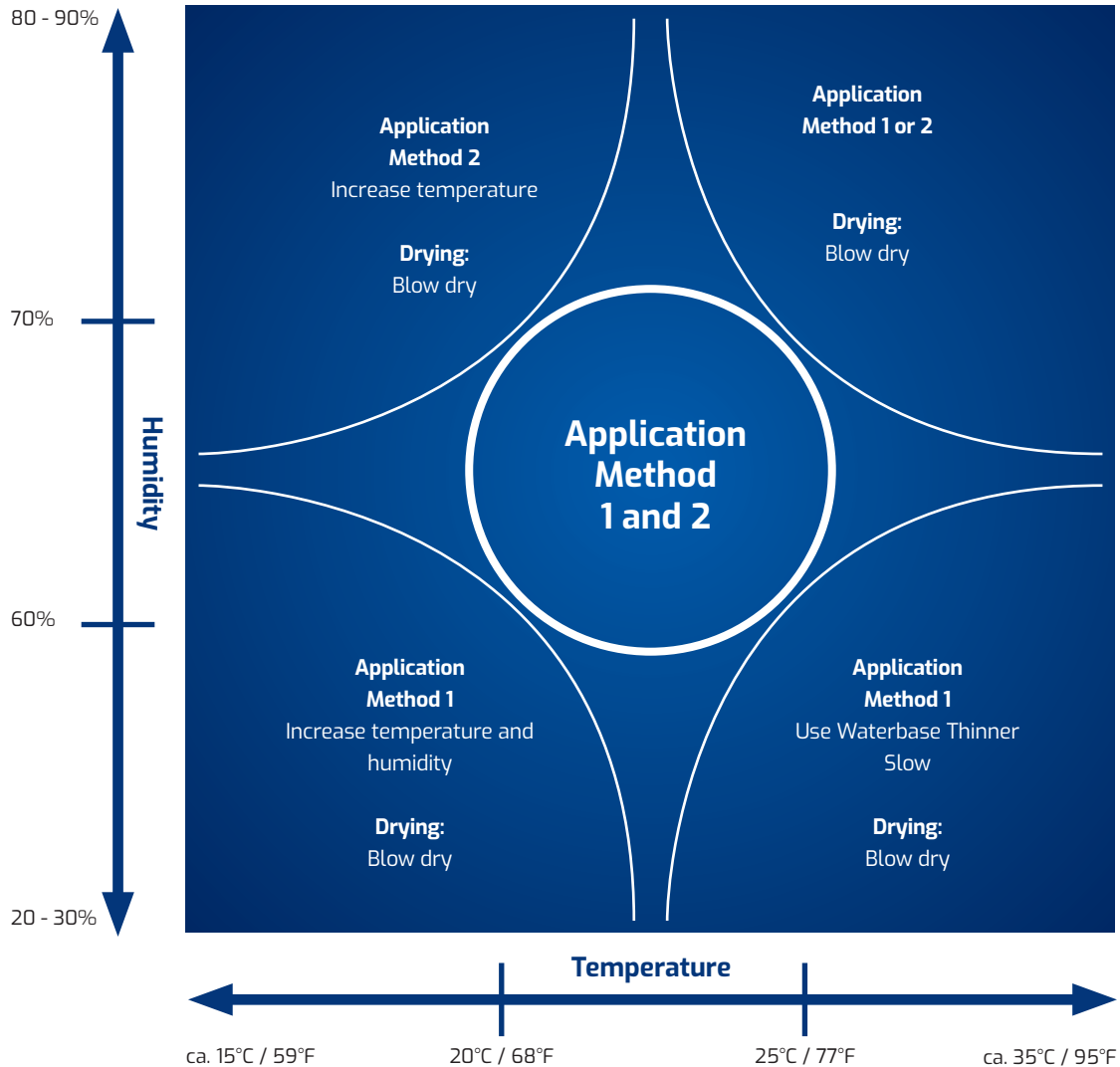
### NEXT LAYER



-

### PHYSICAL DATA

EU REGULATIONS		
VOC Code	2004/42/11B(d)420(418)	
Product sub category (according directive 2004/42/EC) and max VOC content (ISO 11890-1/2) of the ready to use product.	11B/d. Topcoat - All types. EU limit values: 420 g/L (2007) This product contains a maximum of 418 g/l VOC.	
Chemical Base	Acrylic Dispersion	
Physical Properties	Viscosity (RT5)	-
	Specific Gravity (kg/l)	1,008
	Flash Point Closed Cup	61°C / 141,8°F
	Volume % Solids	14
	Economy	7 m <sup>2</sup> /L/20 m 280 ft <sup>2</sup> /Gal/0,8 mil
	Gloss	-
	Colour	-



## APPLICATION METHOD 1:

	DESCRIPTION	AIR PRESSURE (BAR / PSI)
<b>STEP 1</b>	Two singles wet coats, wet on wet to cover	2 bar / 29 psi
<b>STEP 2</b>	Blow dry untill matt at 30 - 35°C / 85 - 95°F	-
<b>STEP 3</b>	Drop coat (effect colours only)	1 bar / 14,5 psi
<b>STEP 4</b>	Blow dry untill matt at 30 - 35°C / 85 - 95°F	-



**NOTE:**  
**Surface must be carefully cleaned.**  
**If necessary, first apply a mist coat and blow dry.**

## APPLICATION METHOD 2: \*\*

	DESCRIPTION	AIR PRESSURE (BAR / PSI)
<b>STEP 1</b>	First single wet coat	2 bar / 29 psi
<b>STEP 2</b>	Blow dry untill matt at 30 - 35°C / 85 - 95°F	-
<b>STEP 3</b>	Second single wet coat	2 Bar / 29 PSI
<b>STEP 4</b>	Blow dry untill matt at 30 - 35°C / 85 - 95°F	-
<b>STEP 5</b>	Drop coat (effect colours only)	1 Bar / 14,5 PSI
<b>STEP 6</b>	Blow dry untill matt at 30 - 35°C / 85 - 95°F	-

At temperatures between 20 - 25°C and a relative humidity between 60 - 70%, both Application Methods 1 and 2 are recommended.  
 \*\* Application 2 is preferred for deep black solid colours to achieve the darkest shade.



## GENERAL INFORMATION

Recommendations for blending a challenging aluminium effect colour in to an adjacent part with DeBeer Refinish 900+ Series. Blending high covering effect colours with a greater than 60% of aluminium toner content can be a challenge. Especially when blending these colours in a spot repair or into the adjacent panel depending on the type of colour. To help with blending we now have two formulas on the ICRIIS system.

**When viewing the formula screen, the formula *without* the [Blending] box ticked will give fast full coverage.**

**When viewing the formula screen, the formula *with* the [Blending] box ticked provides an altered formula for less coverage and better blending qualities.**

## RECOMMEND PROCESS TO FOLLOW INVISIBLE EFFECT COLOUR BLENDING

### PREPARATION



#### Colour check

Always determine the right colour and/or colour variant. This should be done at the earliest stage possible, preferably when estimation of the repair is done. Creating a spray-out at this stage is best practice.



#### Cleaning

Clean with 1-951 Silicone Remover and/or 9-851 WaterBase 900+ Series Degreaser.



#### Protection

Use suitable respiratory protection (fresh air supply respirator is strongly recommended).

## STEP 1 *PREPARE BLEND AREA*



### Dry sanding

Prepare the blending area by dry sanding with DA sander orbit 3-5 grit P1500.

**Avoid sand through edges.**



### Wet sanding

Prepare the blending area by wet sanding using grit P2000/P3000.




### Scuffing

Prepare the blending area by using scuffing pad fine and ultra fine.



### Cleaning

Clean with 1-951 Silicone Remover and/or 9-851 WaterBase 900+ Series Degreaser.



## STEP 2 *MIX & APPLICATION 977*



### Blending additive

Mix 977 blending additive with 9-151 waterbase thinner. Mixing ratio: 977+ 10% 9-151.



### Application

Apply one flowing coat off 977 on 2/3 off the blending area.



### Gun setup

	NOZZLE (MM)	AIR PRESSURE (BAR / PSI)
HVLP	1,2-1,3	2/29
HE	1,2-1,3	2/29




### Flash-off

Until a uniform matt surface.



### Note

It is also possible to do this process in reverse, apply WaterBase 900+ Series to full coverage on the repair area, dry the WaterBase 900+ Series then apply the 977 mix to the blend area dry and finish the blending process as described.





## STEP 3 APPLICATION OF WATERBASE



**Application Color**

900+ Blending color formula + 10% 9-151.  
See option in ICRIS.



**Application**

Apply 2-3 coats or till covered arcing into blending area. Do not apply color beyond area 3 (See picture).



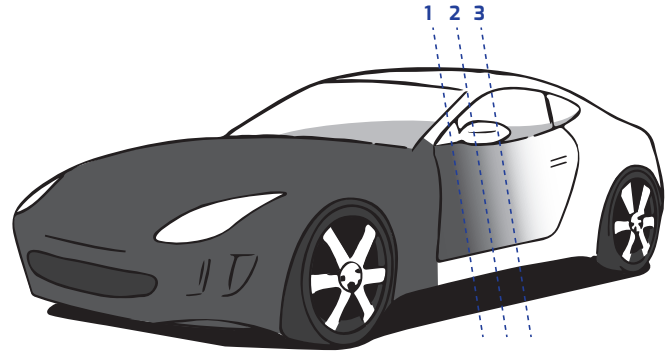
**Gun setup**

	NOZZLE (MM)	AIR PRESSURE (BAR / PSI)
HVLP	1,2-1,3	2/29
HE	1,2-1,3	2/29



**Flash-off**

Until a uniform matt surface.



## STEP 4 APPLICATION WATERBASE DROP COAT



**Application dropcoat**

Apply dropcoat at double distance at 1 bar. stay with in the blending area. Do not apply color beyond area 3 (See picture).



**Gun setup**

	NOZZLE (MM)	AIR PRESSURE (BAR / PSI)
HVLP	1,2-1,3	1/14,5
HE	1,2-1,3	1/14,5

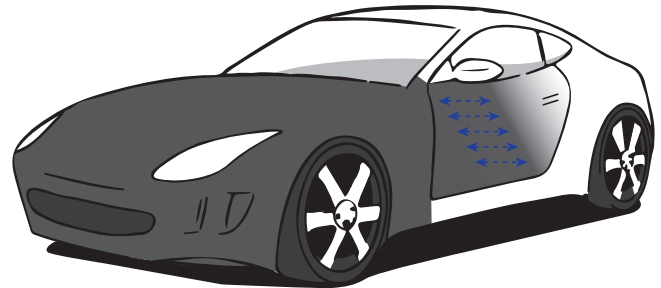


**Flash-off**

Until a uniform matt surface.




The drop coat must be applied for colour and effect, this will also assist colour blending.



## STEP 5 APPLICATION CLEAR COAT



Select a suitable De Beer Refinish clear coat and follow the technical information on the TDS.



## SHELF LIFE OVERVIEW

CODE	PRODUCT NAME	YEARS
900	WaterBase 900+ Series White	2
901	WaterBase 900+ Series Transparent White	1 1/2
902	WaterBase 900+ Series Oxide Yellow	1 1/2
903	WaterBase 900+ Series Blue	1 1/2
904	WaterBase 900+ Series Maroon	2
906	WaterBase 900+ Series Green	2
911	WaterBase 900+ Series Special Black	1 1/2
912	WaterBase 900+ Series Mix Black	2
919	WaterBase 900+ Series Maroon	2
920	WaterBase 900+ Series Green	2
921	WaterBase 900+ Series Oxide Red	1 1/2
922	WaterBase 900+ Series Transparent Bright Red	1 1/2
923	WaterBase 900+ Series Metallic Bright Orange	2
924	WaterBase 900+ Series Blue Green	2
926	WaterBase 900+ Series Purple Red	2
927	WaterBase 900+ Series Oxide Transparent Yellow	2
928	WaterBase 900+ Series Oxide Transparent Brown	1 1/2
929	WaterBase 900+ Series Violet	2
930	WaterBase 900+ Series Violet	2
934	WaterBase 900+ Series Bright Blue	2
938	WaterBase 900+ Series Red	1 1/2
940	WaterBase 900+ Series Leadfree Yellow Orange	2
942	WaterBase 900+ Series Leadfree Yellow	1 1/2
943	WaterBase 900+ Series Transparent Yellow Green	1

CODE	PRODUCT NAME	YEARS
946	WaterBase 900+ Series Blue Green	2
947	WaterBase 900+ Series Transparent Yellow	1
948	WaterBase 900+ Series Transparent Orange	2
950	WaterBase 900+ Series Deep Black	2
951	WaterBase 900+ Series Transparent Red Brown	2
952	WaterBase 900+ Series Mica Red Fine	2
953	WaterBase 900+ Series Mica White	2
954	WaterBase 900+ Series Mica Red	2
955	WaterBase 900+ Series Transparent Red	2
956	WaterBase 900+ Series Transparent Medium Red	2
957	WaterBase 900+ Series Transparent Red	2
959	WaterBase 900+ Series Mica White Fine	2
960	WaterBase 900+ Series Mica Red	2
961	WaterBase 900+ Series Mica Blue	2
962	WaterBase 900+ Series Mica Green	2
963	WaterBase 900+ Series Mica Yellow	2
964	WaterBase 900+ Series Mica Green Blue	2
965	WaterBase 900+ Series Mica Purple	2
966	WaterBase 900+ Series Mica Copper	2
971	WaterBase 900+ Series Xirallic White	2
973	WaterBase 900+ Series Xirallic Gold	2
974	WaterBase 900+ Series Xirallic Green	2
975	WaterBase 900+ Series Metallic Gold	2
976	WaterBase 900+ Series Mica Blue Fine	2

The data on this sheet represent typical values. Since application variables are a major factor in product performance, this information should serve only as a general guide. Valspar assumes no obligation or liability for use of this information. Unless Valspar agrees otherwise in writing, Valspar makes no warranties, express or implied, and disclaims all implied warranties including warranties of merchantability or fitness for a particular use or freedom from patent infringement. Valspar will not be liable for any special, incidental or consequential damages. Your only remedy for any defect in this product is the replacement of the defective product, or a refund of its purchase price, at our option. © 2012 The Valspar Corporation. All rights reserved.

Revision Date: August 2018



## SHELF LIFE OVERVIEW

CODE	PRODUCT NAME	YEARS
977	WaterBase 900+ Series Base Additive	1 1/2
978	WaterBase 900+ Series Mica White Very Fine	2
979	WaterBase 900+ Series Super Jet Black	1 1/2
980	WaterBase 900+ Series Metallic	2
982	WaterBase 900+ Series Metallic Very Coarse	2
983	WaterBase 900+ Series Metallic Very Fine	2
986	WaterBase 900+ Series Metallic Bright	2
987	WaterBase 900+ Series Metallic Bright NF	2
989	WaterBase 900+ Series Metallic Coarse	2
990	WaterBase 900+ Series Extra White	2
997	WaterBase 900+ Series Xirallic Red	2
998	WaterBase 900+ Series Xirallic Blue	2

CODE	PRODUCT NAME	YEARS
999	WaterBase 900+ Series Flop Additive	2
9031	WaterBase 900+ Series Metallic Ultra Fine Bright	2
9184	WaterBase 900+ Series Metallic Bright Red	2
9091	WaterBase 900+ Series Disorient Additive	2
990	WaterBase 900+ Series Extra White	2
997	WaterBase 900+ Series Xirallic Red	2
998	WaterBase 900+ Series Xirallic Blue	2
999	WaterBase 900+ Series Flop Additive	2
9031	WaterBase 900+ Series Metallic Ultra Fine Bright	2
9184	WaterBase 900+ Series Metallic Bright Red	2
9091	WaterBase 900+ Series Disorient Additive	2



**DEBEER**  
REFINISH

**MM 900- 9999**  
WaterBase 900 Series

## PROTECTION

Use suitable respiratory protection (*fresh air supply respirator is strongly recommended*).



For more detailed information please visit the following link for the Safety Data Sheet:

[https://sds.de-beer.com/en/debeer/choose\\_localization](https://sds.de-beer.com/en/debeer/choose_localization)

## CLEAN UP



9-852 WaterBase 900+ Series Gun Cleaner

**After cleaning the spray gun thoroughly blow dry the spray gun with compressed air.**

## STORAGE/SHELF LIFE

Minimum 1 - 2 years; (Under normal storage conditions 10°C - 30°C / 50°F - 90°F) (unopened container).

To prevent freezing, do not expose the product to temperatures below 10°C / 41°F during transportation and storage.

**Please see appendix attached.**



## NOTES

-